

Gulfport D630X

Submersible Drainage Pumps



DAEPUMPS.COM

info@daepumps.com

(760) 821-8112

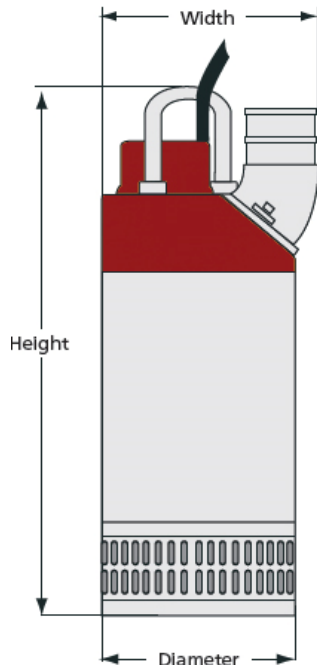
Gulfport D630X



The **Gulfport D630X Submersible Drainage Pumps** handle either clean or dirty water, even with small solids with the best performance and efficiency.

Typical applications

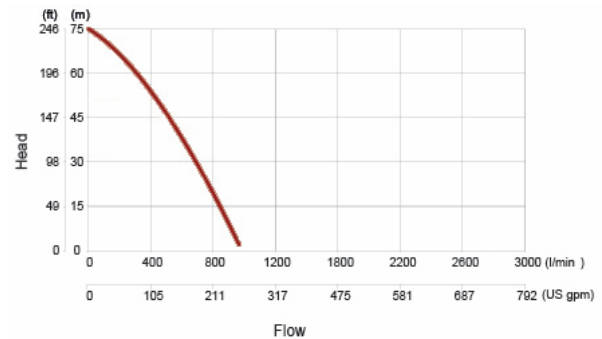
- General dewatering
- Ground water
- Raw water
- Construction sites



Specifications		
Max. Head	Ft	250
Max. Flow	GPM	260
	M ³ /h	63
Rated output	HP	11.5
Max. power input	kW	10.0
Discharge connection	In	3"
Max solid handling size	In	0.32"

Weight & Dimensions		
Weight	lbs.	138
Height	in	29.9
Width	in	11.9
Diameter	in	10.9

Pump Curve



Product code	Gulfport D630X
Installation	Portable Drainage pump
Discharge connection	3" Standard for Gulfport D630X hose, ISO-G or NPT thread
Hydraulic range	X – Extra High Head
Solid handling	Strainer hole dimension 0.32 in
Liquid temperature	max 104°F (40°C), standard
Depth of immersion	max 65 feet (20 m)
Liquid Density	9.2 lb. per US gal. (1100 kg/m3)
pH of the pumped liquid	pH 5-8
Frequency	60 Hz
Insulation class	Class F (+311°F/+155°C), IEC 85
Protection Class	IP68
Voltage variation	max ± 5% of nominal voltage
Voltage imbalance	max 2% - between phases
Max start stop	max 30 - No. of starts/hour
Thermal contacts	284°F (140°C)
Cable	Oil and wear resistant rubber cable type HO7RN-F / SOOW 230V, 65ft 4G4mm ² /4AWG8 460V, 65ft 4G2.5mm ² /4AWG10 575V, 65ft 4AWG12
Outer casing	Aluminum
Impeller	Cr-alloyed white cast iron, 55±5 HRC
Wear parts	Nitrile rubber
Stator housing	Aluminum
Strainer	Stainless steel
Shaft	Stainless steel
O-rings	Nitrile Rubber
Discharge Connection	Aluminum
Bearings	Double-row ball bearing with C3 clearance Instant Service Pack contains below in an oil bath Primary seal: Silicon carbide against silicon carbide. Secondary seal: Silicon carbide against silicon carbide.
Mechanical seal	3" BSP female Camlock adaptor / coupling / Storz coupling 75-B 4" BSP female Storz coupling
Quick couplings	Built-in contactor with rotation control for DOL start, Softstarter on demand
Start type	Float switch
Accessories	Zinc anodes Epoxy coating

Power Rating

Rated power P2: 8.6 HP (11.5 kW)

Max. power input: 11.5 kW (L / H)

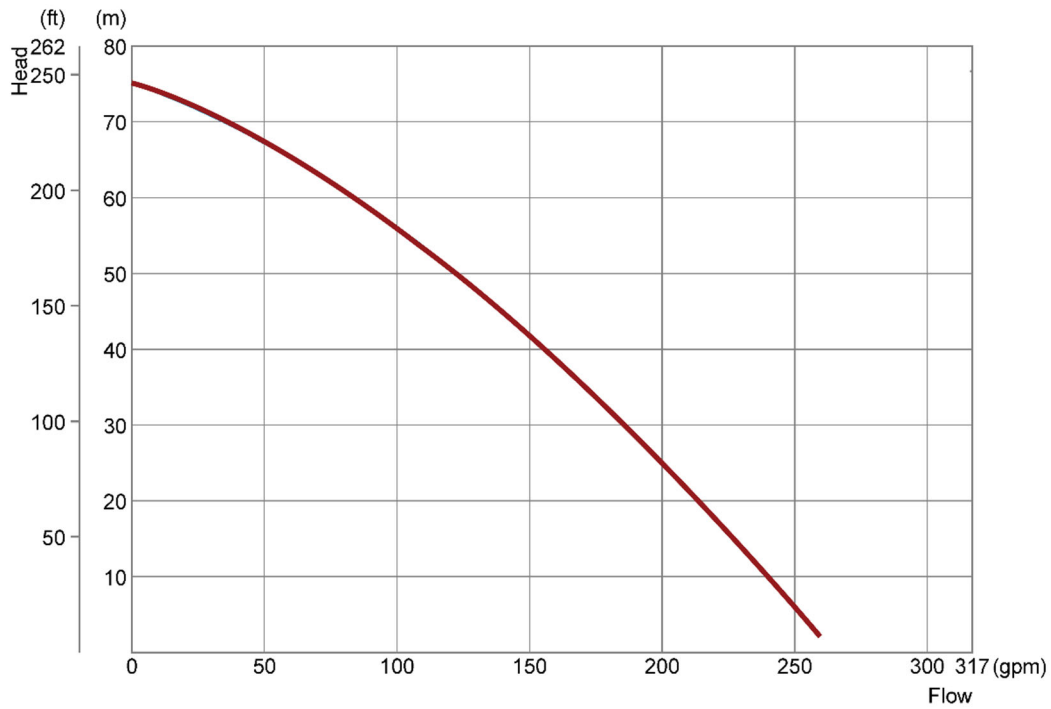
Motor Data

Rated current A (L / H)

230V	28.9
380V	17.5
460V	14.5
575V	11.8

*Other voltages available on request

Performance Curve



Power Rating

