

# Gulfport D760L

## Submersible Drainage Pumps



**DAEPUMPS.COM**

info@daepumps.com

(760) 821-8112

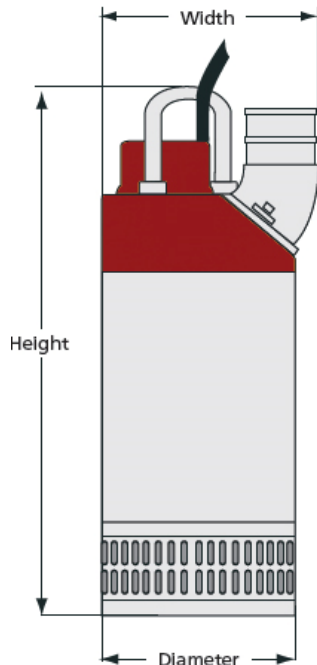
## Gulfport D760L



The **Gulfport D760L Submersible Drainage Pumps** handle either clean or dirty water, even with small solids with the best performance and efficiency.

### Typical applications

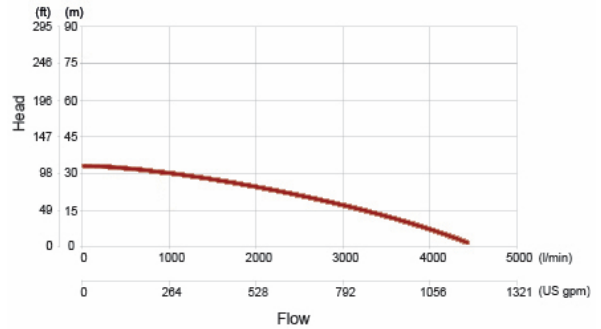
- General dewatering
- Ground water
- Raw water
- Construction sites



Specifications		
Max. Head	Ft	110
Max. Flow	GPM	1200
	M <sup>3</sup> /h	285
Rated output	HP	15.0
Max. power input	kW	13.4
Discharge connection	In	6"
Max solid handling size	In	0.27"

Weight & Dimensions		
Weight	Lbs.	209
Height	in	15.5
Width	in	35.8
Diameter	in	14.1

### Pump Curve



Product code	Gulfport D760L
Installation	Portable Drainage pump
Discharge connection	6" Standard D760L, hose, ISO-G or NPT thread
Hydraulic range	L - Low Head
Solid handling	Strainer hole dimension 0.27 in
Liquid temperature	max 104°F (40°C), standard
Depth of immersion	max 65 feet (20 m)
Liquid Density	9.2 lb. per US gal. (1100 kg/m3)
pH of the pumped liquid	pH 5-8
Frequency	60 Hz
Insulation class	Class F (+311°F/+155°C), IEC 85
Protection Class	IP68
Voltage variation	max ± 5% of nominal voltage
Voltage imbalance	max 2% - between phases
Max start stop	max 30 - No. of starts/hour
Thermal contacts	284°F (140°C)
Cable	Oil and wear resistant rubber cable type HO7RN-F / SOOW 460V, 575V, 65ft 4G4mm <sup>2</sup> /4AWG10
Outer casing	Galvanized steel
Impeller	Cr-alloyed white cast iron, 55±5 HRC
Wear parts	Nitrile rubber
Stator housing	Aluminum
Strainer	Stainless steel
Shaft	Stainless steel
O-rings	Nitrile Rubber
Discharge Connection	Aluminum
Bearings	Double-row ball bearing with C3 clearance
Mechanical seal	Instant Service Pack contains below in an oil bath Primary seal: Silicon carbide against silicon carbide. Secondary seal: Silicon carbide against silicon carbide.
Quick couplings	3" BSP female Camlock adaptor / coupling / Storz coupling 75-B 4" BSP female Storz coupling
Start type	Built-in contactor for DOL start or YD. Softstarter on demand
Accessories	Float switch Zinc anodes Epoxy coating

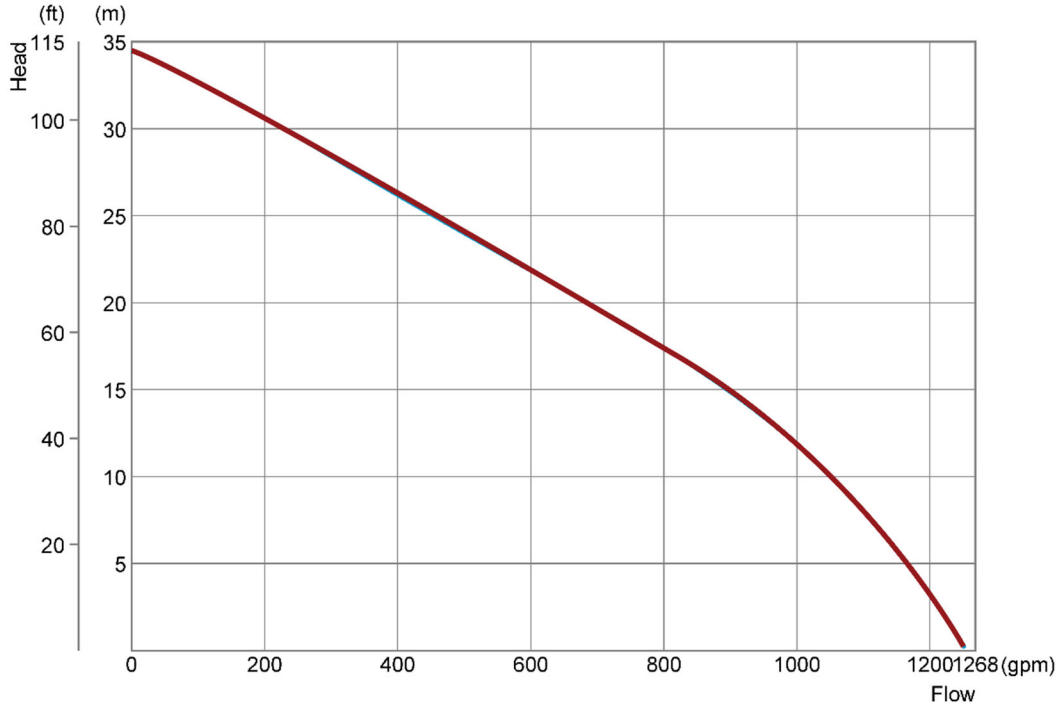
## Power Rating

**Rated power P2: 14.7 HP (11.0 kW)**

Motor Data	Max. power input kW (L/H)	Rated current A (L / H)
460V	15 kW (16.2 HP)	22.0 / 23.2
575V	15 kW (16.2 HP)	15.3 / 18.5

\*Other voltages available on request

## Performance Curve



## Power Rating

