

# Gulfport D940H

## Submersible Drainage Pumps



**DAEPUMPS.COM**

info@daepumps.com

(760) 821-8112

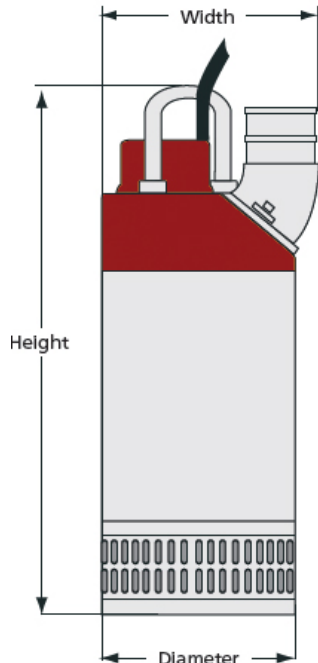
# Gulfport D940H



The **Gulfport D940H Submersible Drainage Pumps** handle either clean or dirty water, even with small solids with the best performance and efficiency.

## Typical applications

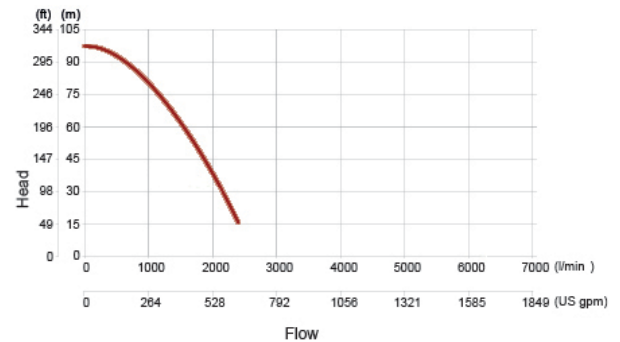
- General dewatering
- Ground water
- Raw water
- Construction sites



Specifications		
Max. Head	Ft	325
Max. Flow	GPM	560
	M <sup>3</sup> /h	127
Rated output	HP	36
Max. power input	kW	31.0
Discharge connection	In	4"
Max solid handling size	In	0.27"

Weight & Dimensions		
Weight	Lbs.	400
Height	in	43.4
Width	in	18.9
Diameter	in	15.8

## Pump Curve



Product code	Gulfport D940H
Installation	Portable Drainage pump
Discharge connection	4" Standard for Gulfport D940H, hose, ISO-G or NPT thread
Hydraulic range	H - High Head
Solid handling	Strainer hole dimension 0.27 in
Liquid temperature	max 104°F (40°C), standard
Depth of immersion	max 65 feet (20 m)
Liquid Density	9.2 lb. per US gal. (1100 kg/m3)
pH of the pumped liquid	pH 5-8
Frequency	60 Hz
Insulation class	Class F (+311°F/+155°C), IEC 85
Protection Class	IP68
Voltage variation	max ± 5% of nominal voltage
Voltage imbalance	max 2% - between phases
Max start stop	max 30 - No. of starts/hour
Thermal contacts	284°F (140°C)
Cable	Oil and wear resistant rubber cable type HO7RN-F / SOOW 460V, 65ft 4G10mm <sup>2</sup> /4AWG6 575V, 65ft 4AWG8
Outer casing	Galvanized steel
Impeller	Cr-alloyed white cast iron, 55±5 HRC
Wear parts	Nitrile rubber
Stator housing	Aluminum
Strainer	Stainless steel
Shaft	Stainless steel
O-rings	Nitrile Rubber
Discharge Connection	Aluminum
Bearings	Double ball bearing with C3 clearance
Mechanical seal	Instant Service Pack contains below in an oil bath Primary seal: Silicon carbide against silicon carbide Secondary seal: Carbon against silicon carbide
Quick couplings	3" BSP female Camlock adaptor/coupling/Storz coupling 75-B
Start type	4" BSP female Storz coupling Built-in contactor for DOL start or YD. Softstarter on demand
Accessories	Float switch Zinc anodes Epoxy coating

## Power Rating

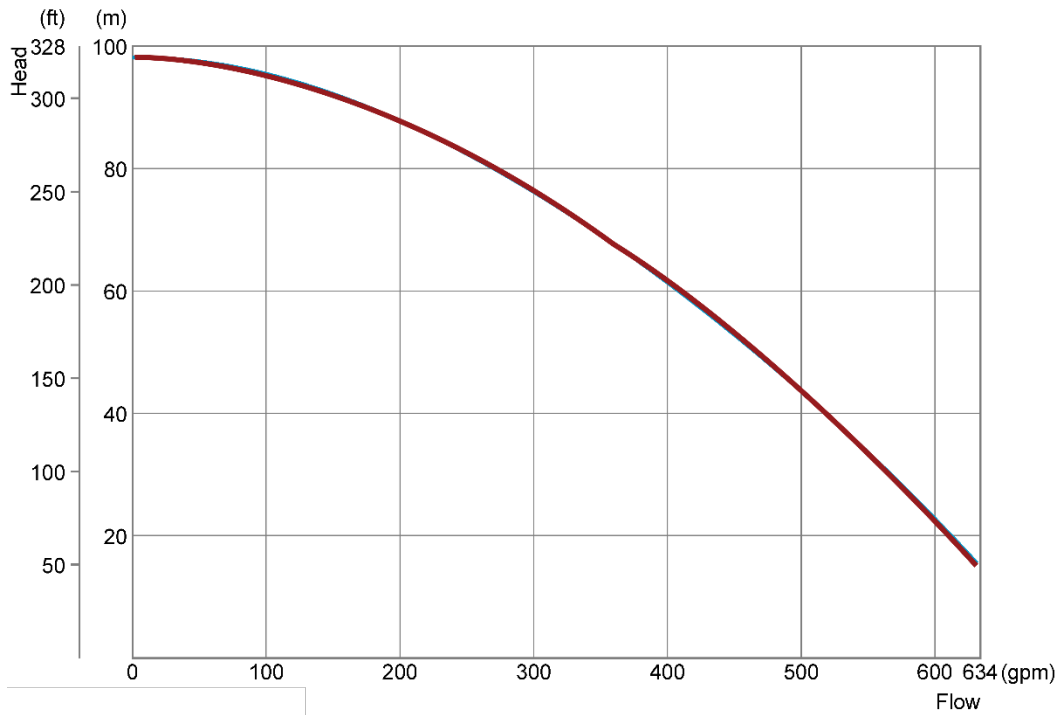
**Rated power P2:** 36 HP (27 kW)

**Max. power input:** 11.5 kW (L / H)

Motor Data	Max. power input kW (L/H)	Rated current A (L / H)
460V	28.6/31.0	43/48
575V	30/31	35/38.4

\*Other voltages available on request

## Performance Curve



## Power Rating

