

Gulfport D960H

Submersible Drainage Pumps



DAEPUMPS.COM

info@daepumps.com

(760) 821-8112

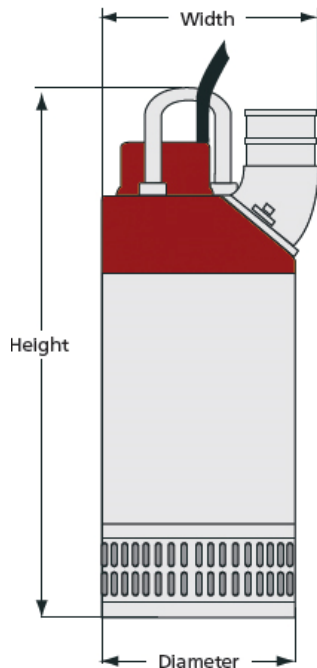
Gulfport D960H



The **Gulfport D960H Submersible Drainage Pumps** handle either clean or dirty water, even with small solids with the best performance and efficiency.

Typical applications

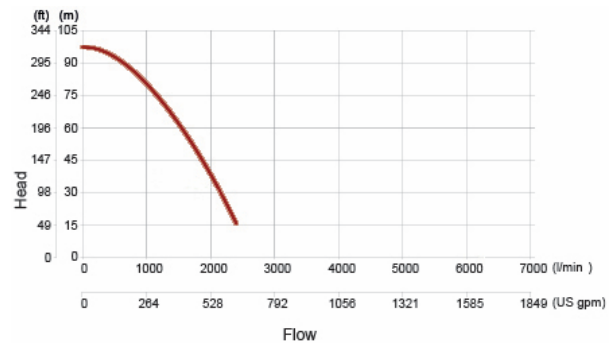
- General dewatering
- Ground water
- Raw water
- Construction sites



Specifications		
Max. Head	Ft	325
Max. Flow	GPM	560
	M ³ /h	127
Rated output	HP	36
Max. power input	kW	31.0
Discharge connection	In	6"
Max solid handling size	In	0.27"

Weight & Dimensions		
Weight	Lbs.	400
Height	in	43.4
Width	in	18.9
Diameter	in	15.8

Pump Curve



Product code	Gulfport D960H
Installation	Portable Drainage pump
Discharge connection	6" Standard for Gulfport D960H, hose, ISO-G or NPT thread
Hydraulic range	H - High Head
Solid handling	Strainer hole dimension 0.27 in
Liquid temperature	max 104°F (40°C), standard
Depth of immersion	max 65 feet (20 m)
Liquid Density	9.2 lb. per US gal. (1100 kg/m3)
pH of the pumped liquid	pH 5-8
Frequency	60 Hz
Insulation class	Class F (+311°F/+155°C), IEC 85
Protection Class	IP68
Voltage variation	max ± 5% of nominal voltage
Voltage imbalance	max 2% - between phases
Max start stop	max 30 - No. of starts/hour
Thermal contacts	284°F (140°C)
Cable	Oil and wear resistant rubber cable type HO7RN-F / SOOW 460V, 65ft 4G10mm ² /4AWG6 575V, 65ft 4AWG8
Outer casing	Galvanized steel
Impeller	Cr-alloyed white cast iron, 55±5 HRC
Wear parts	Nitrile rubber
Stator housing	Aluminum
Strainer	Stainless steel
Shaft	Stainless steel
O-rings	Nitrile Rubber
Discharge Connection	Aluminum
Bearings	Double ball bearing with C3 clearance Instant Service Pack contains below in an oil bath Primary seal: Silicon carbide against silicon carbide Secondary seal: Carbon against silicon carbide
Mechanical seal	3" BSP female Camlock adaptor/coupling/Storz coupling 75-B 4" BSP female Storz coupling
Quick couplings	
Start type	Built-in contactor for DOL start or YD. Softstarter on demand
Accessories	Float switch Zinc anodes Epoxy coating

Power Rating

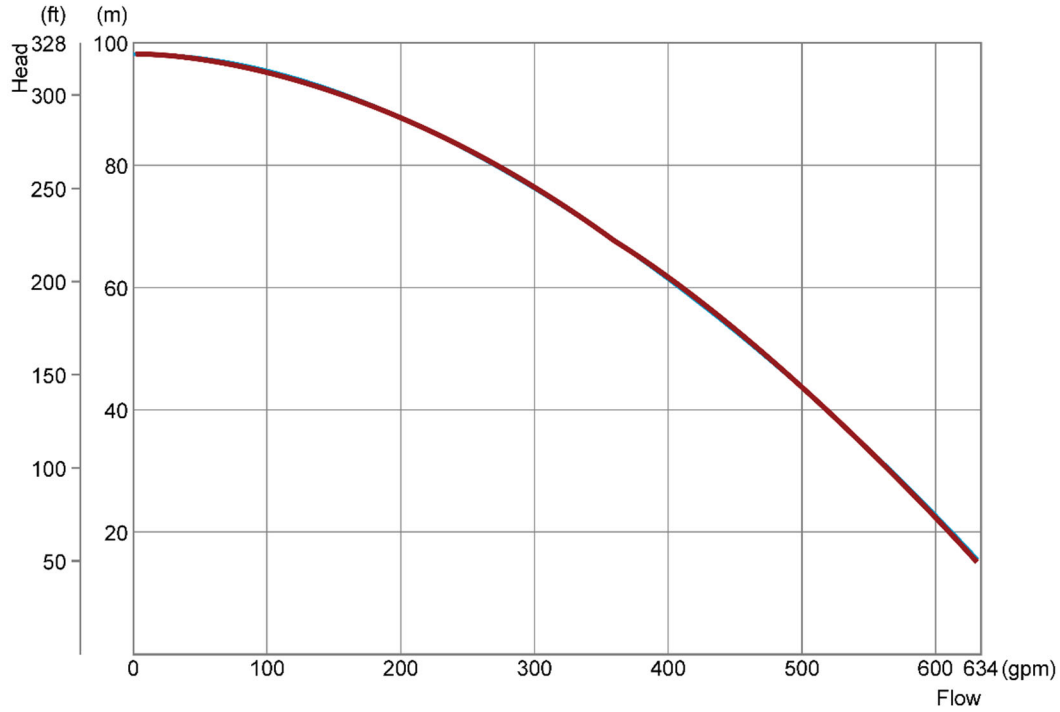
Rated power P2: 36 HP (27 kW)

Max. power input: 11.5 kW (L / H)

Motor Data	Max. power input kW (L/H)	Rated current A (L / H)
460V	28.6/31.0	43/48
575V	30/31	35/38.4

*Other voltages available on request

Performance Curve



Power Rating

