


SP43

Self-Priming Pump



DAEPUMPS.COM

info@daepumps.com


(760) 821-8112

SP43 Self-Priming Pump

DAE Pumps SP43 is an extremely powerful yet compact pump with flow capabilities to 500 GPM. The SP43 features the unique patented Flygt N-technology with its innovative self-cleaning impeller.

SP Series pumps are engineered to deliver sustained high efficiency resulting in lower energy and fuel costs while reducing unplanned downtime.

This makes the SP43 a best-in-class portable pump suitable for both sewage and clean water applications.



Features and Benefits

- Dri-Prime (continuously operated Venturi air ejector priming device) requiring no periodic adjustment. Optional compressor clutch available.
- Incorporates N-technology for non-clog performance, sustained high efficiency and long-term energy/fuel savings.
- Hard-Iron™ (EN12513:2000) impeller and insert ring.
- Dry-running, high-pressure oil bath mechanical seal with highly abrasion resistant silicon carbide faces.
- Close-coupled centrifugal pump mounted to a diesel engine or electric motor for easy pumpend or engine/motor changeover in the field.
- Also available in a critically silenced unit which reduces noise levels to less than 70 dBA at 30'.
- Standard engine Yanmar 3TNV70 (IT4 Flex).

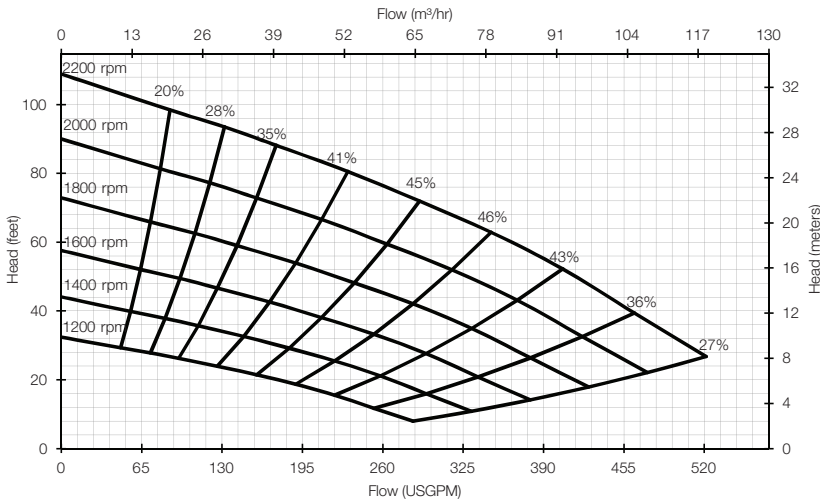
Specifications

Suction connection	4" 150# ANSI B16.5
Delivery connection	3" 150# ANSI B16.5
Max capacity	500 GPM †
Max Impeller diameter	8"
Max operating temp	176°F
Max working pressure	45 PSI*
Max suction pressure	41 PSI
Max casing pressure	72 PSI
Max operating speed	2200 RPM

* Please contact our office for applications in excess of 176°F.

† Larger diameter pipes may be required for maximum flows.

Performance Curve



Materials

Pump casing & suction cover	Cast iron BS1561:1997
Wearplates	Front - Hard Iron EN12513:2000 Rear - Cast Iron BS1561:1997 O
Pump Shaft	Carbon steel BS970:1991 817M40T
Impeller	Hard Iron EN12513:2000
Non-return valve body	Cast iron BS1561:1997
Mechanical seal	Silicon carbide face; Viton elastomers; Stainless steel body

Engine option

Yanmar, 3TNV70 (IT4 Flex), 15 HP @ 2200 rpm

Impeller diameter 8"

Pump speed 2200 rpm

Suction Lift Table

Total Suction Head (feet)	Total Delivery Head (feet)				
	20	52	69	79	90
	Output (USGPM)				
10	506	357	247	176	66
15	484	330	198	141	-
20	458	286	176	110	-
25	396	264	132	88	-

Fuel capacity: 30 US Gal

Max Fuel consumption @ 2200 rpm: 0.9 US Gal/hr

Max Fuel consumption @ 1400 rpm: 0.5 US Gal/hr

Weight (Dry): 1,720 lbs

Weight (Wet): 1,940 lbs

Dimensions: (L) 102" x (W) 54" x (H) 70"

Performance data provided in tables is based on water tests at sea level and 20°C ambient. All information is approximate and for general guidance only. Please contact the factory or office for further details.

